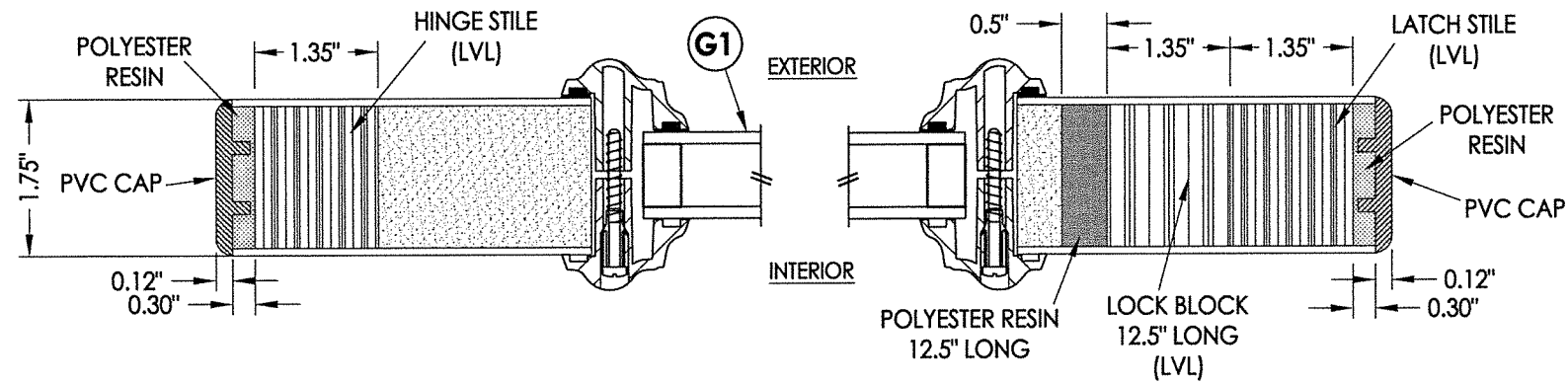
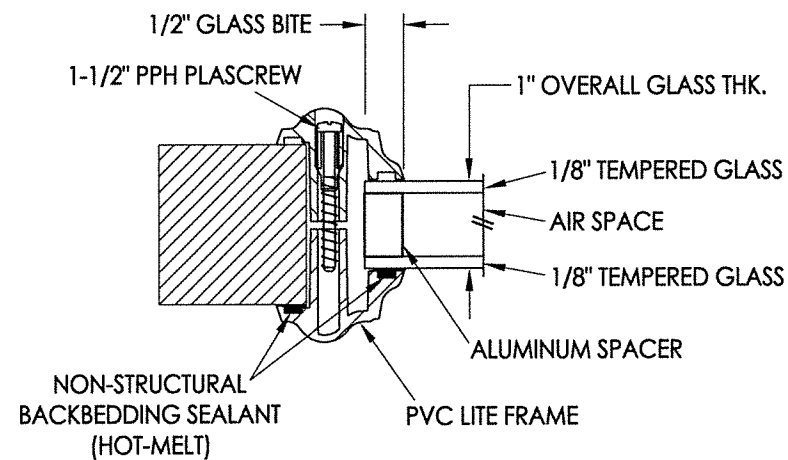


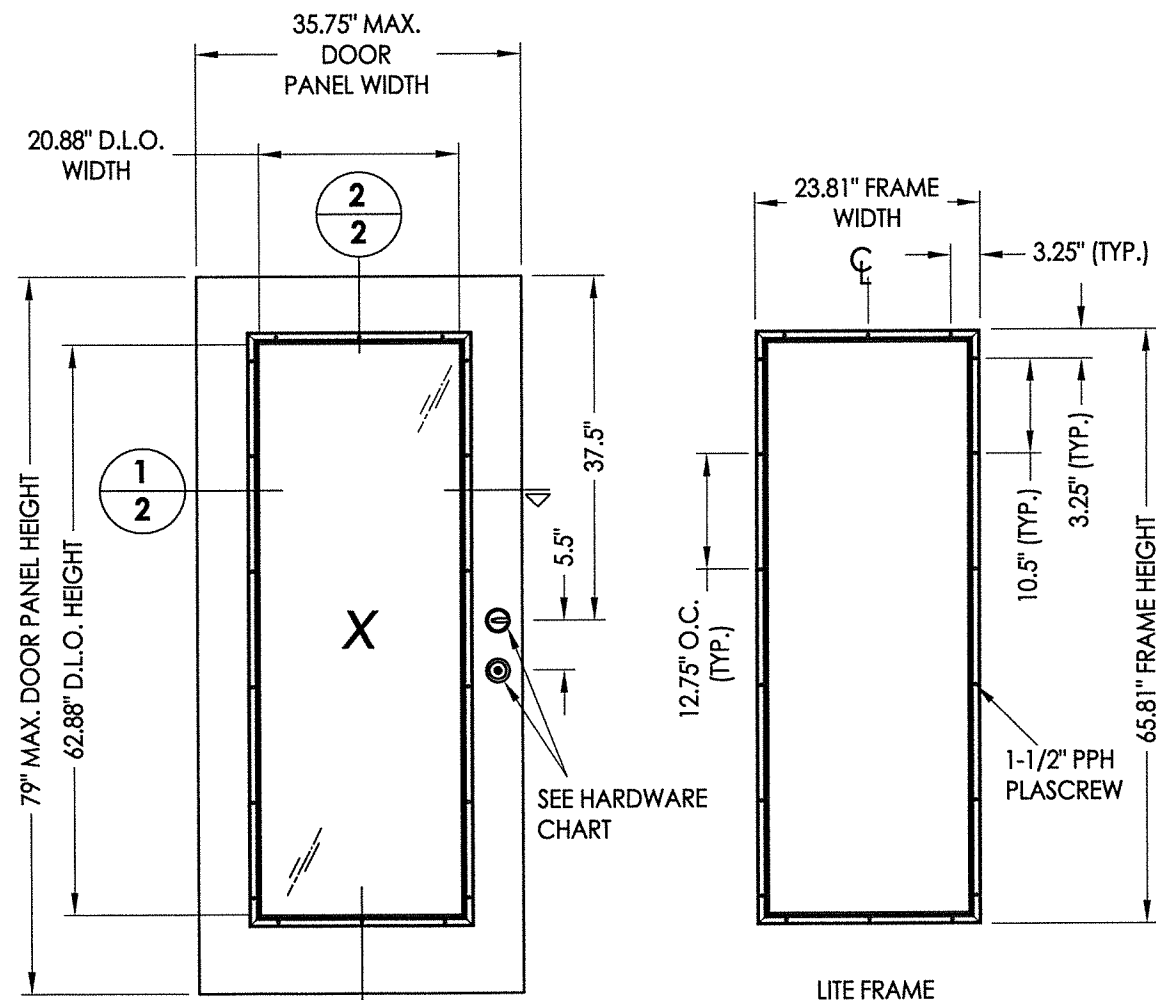
R:\Clients\HM Sure Rock PERMANENTVA - Florida Product Approvals\FL-20474\C - Drawings\FL-20474 (2014)\FL-20474.4-6.dwg, 2.1



1
2 HORIZONTAL CROSS SECTION



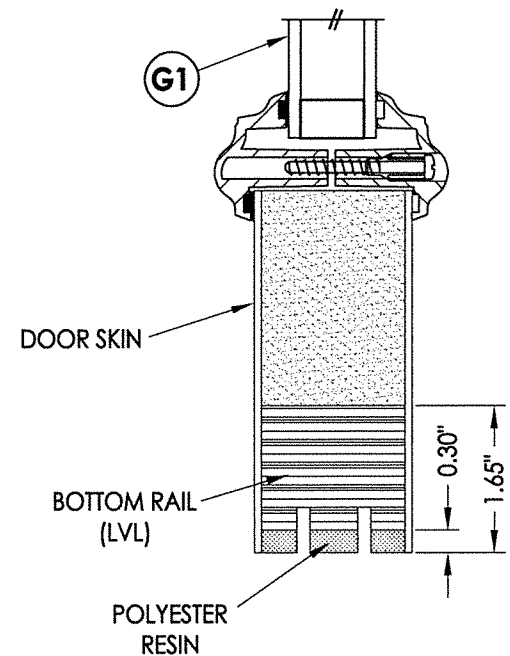
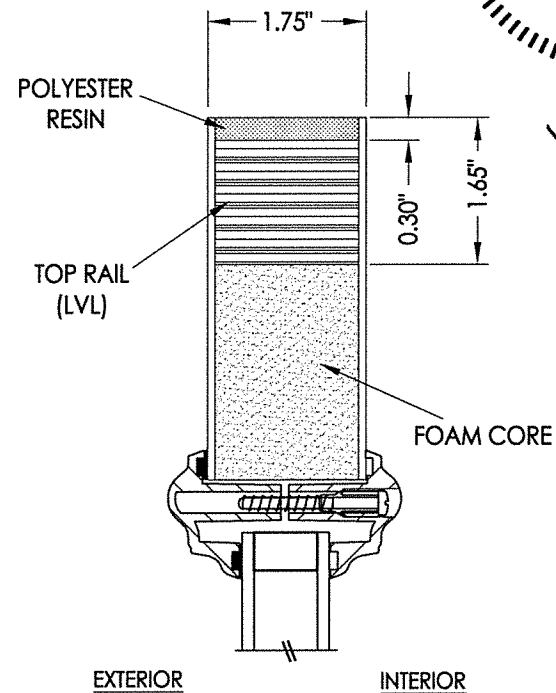
G1 GLAZING DETAIL



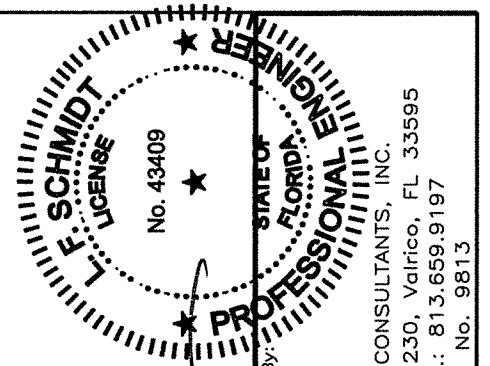
40 DOOR PANEL

LITE FRAME

HARDWARE TABLE	
MANUFACTURER	MODEL
KWIKSET	KNOB: Signature Series
	DEADBOLT: Signature Series (980)
SCHLAGE	KNOB: F Series (F51)
	DEADBOLT: B Series (B60N)



2
2 VERTICAL CROSS SECTION

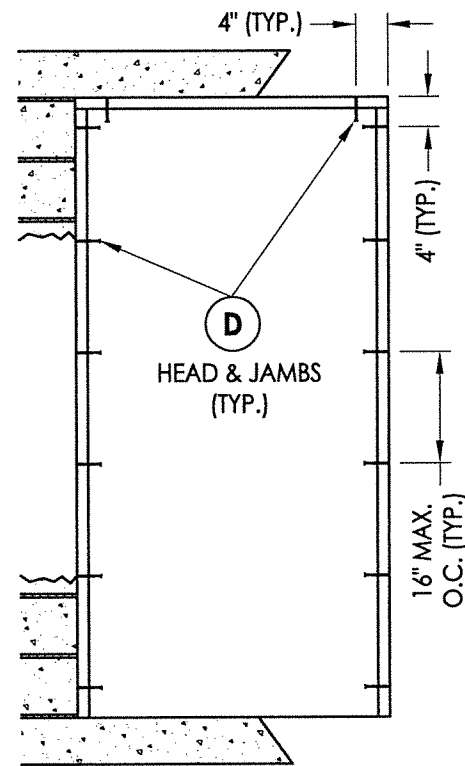


Documents Prepared By:
Lyndon F. Schmidt
P.E. No. 43409

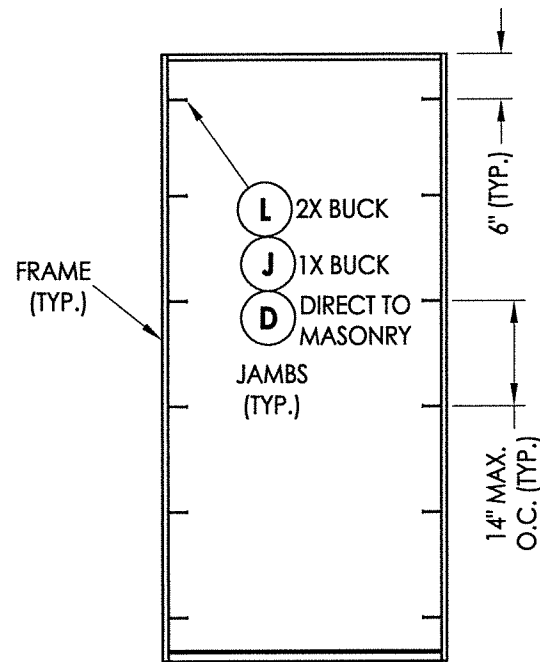
RW BUILDING CONSULTANTS, INC.
P.O. Box 230, Vairico, FL 33595
Phone No.: 813.659.9197
FBPE C.A. No. 9813

PRODUCT: SURE ROCK FIBERGLASS DOORS	
PART OR ASSEMBLY: DOOR PANEL DETAILS	
NO.	DATE
BY	
REVISIONS	
DATE: 5/17/16	
SCALE: N.T.S.	
DWG. BY: JK	
CHK. BY: LFS	
DRAWING NO.: FL-20474.4	
SHEET 2 OF 8	

© 2016 R.W. BUILDING CONSULTANTS INC.



X
2X BUCK ANCHORING



X
FRAME ANCHORING

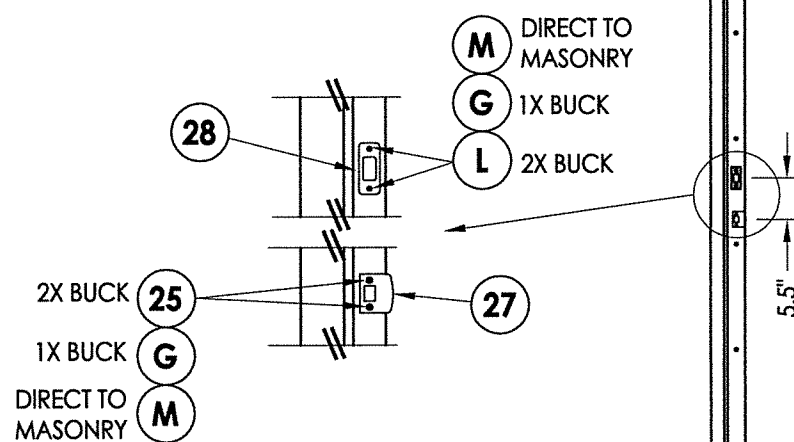
CONCRETE ANCHOR NOTES:

1. Concrete anchor locations at the corners may be adjusted to maintain the min. edge distance to mortar joints.
2. Concrete anchor locations noted as "MAX. ON CENTER" must be adjusted to maintain the min. edge distance to mortar joints, additional concrete anchors may be required to ensure the "MAX. ON CENTER" dimension are not exceeded.
3. Concrete anchor table:

ANCHOR TYPE	ANCHOR SIZE	MIN. EMBEDMENT	MIN. CLEARANCE TO MASONRY EDGE	MIN. CLEARANCE TO ADJACENT ANCHOR
ITW TAPCON®	1/4"	1-1/4"	2"	4"
ELCO ULTRACON®	1/4"	1-1/4"	1"	4"
ITW TAPCON®	3/16"	1-1/4"	3"	1-1/2"

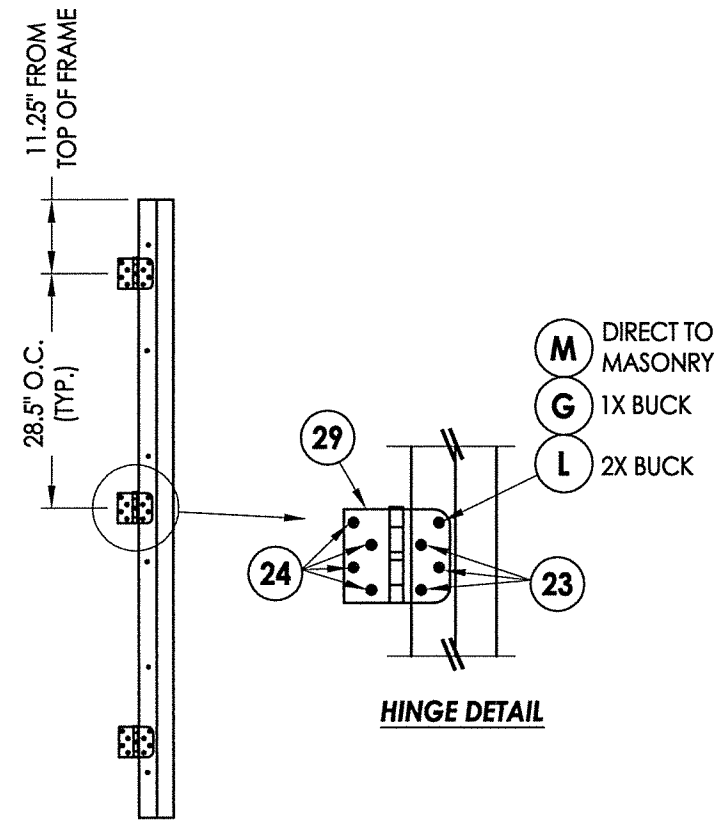
WOOD SCREW INSTALLATION NOTES:

1. Maintain a minimum 5/8" edge distance, 1" end distance, & 1" o.c. spacing of wood screws to prevent the splitting of wood.



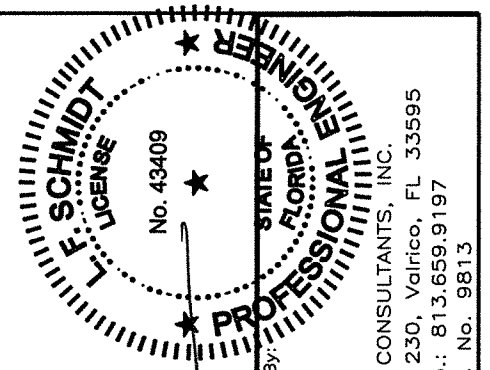
LATCH AND DEADBOLT STRIKE PLATE DETAILS

STRIKE JAMB



HINGE DETAIL

HINGE JAMB



Lyndon F. Schmidt
6.6.16

Documents Prepared By:
Lyndon F. Schmidt
P.E. No. 43409

R.W.

BUILDING CONSULTANTS, INC.
P.O. Box 230, Valrico, FL 33595
Phone No.: 813.659.9197
FBPE C.A. No. 9813

PRODUCT: SURE ROCK FIBERGLASS DOORS
PART OR ASSEMBLY: BUCK & FRAME ANCHORING

NO.	DATE	BY	REVISIONS

DATE: 5/17/16
SCALE: N.T.S.
DWG. BY: JK
CHK. BY: LFS
DRAWING NO.: FL-20474.4
SHEET 7 OF 8

